


**Typical F-Frame Breaker**  
**F-Frame Breaker with Electronic Trip Unit**



### Contents

<i>Description</i>	<i>Page</i>
Product Overview . . . . .	<b>V4-T2-121</b>
Standards and Certifications . . . . .	<b>V4-T2-122</b>
Quick Reference . . . . .	<b>V4-T2-123</b>
G-Frame (15–100 Amperes) . . . . .	<b>V4-T2-126</b>
F-Frame (10–225 Amperes)	
Catalog Number Selection . . . . .	<b>V4-T2-141</b>
Product Selection . . . . .	<b>V4-T2-142</b>
Accessories . . . . .	<b>V4-T2-153</b>
Technical Data and Specifications . . . . .	<b>V4-T2-154</b>
Dimensions and Weights . . . . .	<b>V4-T2-156</b>
J-Frame (70–250 Amperes) . . . . .	<b>V4-T2-157</b>
K-Frame (70–400 Amperes) . . . . .	<b>V4-T2-165</b>
L-Frame (125–600 Amperes) . . . . .	<b>V4-T2-192</b>
M-Frame (300–800 Amperes) . . . . .	<b>V4-T2-218</b>
N-Frame (400–1200 Amperes) . . . . .	<b>V4-T2-229</b>
R-Frame (800–2500 Amperes) . . . . .	<b>V4-T2-244</b>
Motor Circuit Protectors (MCP) . . . . .	<b>V4-T2-263</b>
Motor Protection Circuit Breakers (MPCB) . . . . .	<b>V4-T2-274</b>
Type ELC Current Limiter Attachment (Size 0–4) . . . . .	<b>V4-T2-276</b>
Current Limiting Circuit Breaker Module . . . . .	<b>V4-T2-277</b>
Internal Accessories . . . . .	<b>V4-T2-281</b>
External Accessories . . . . .	<b>V4-T2-312</b>

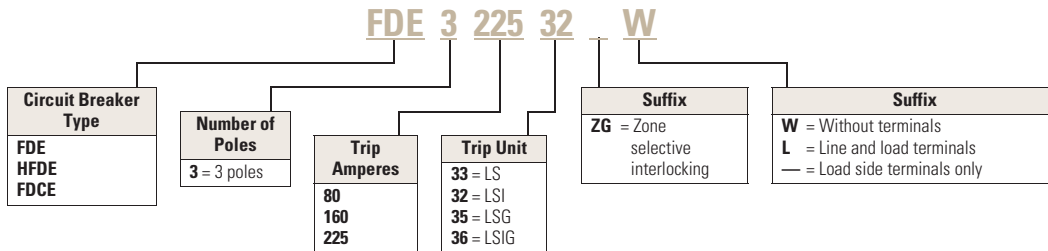
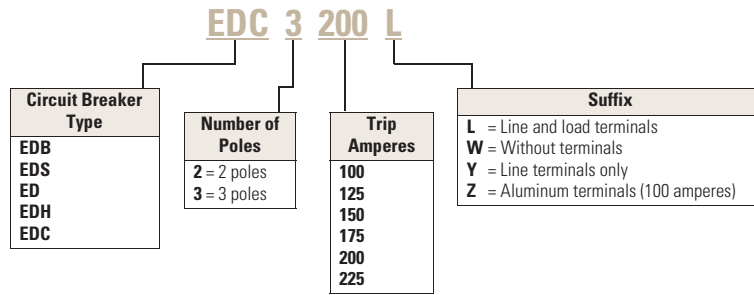
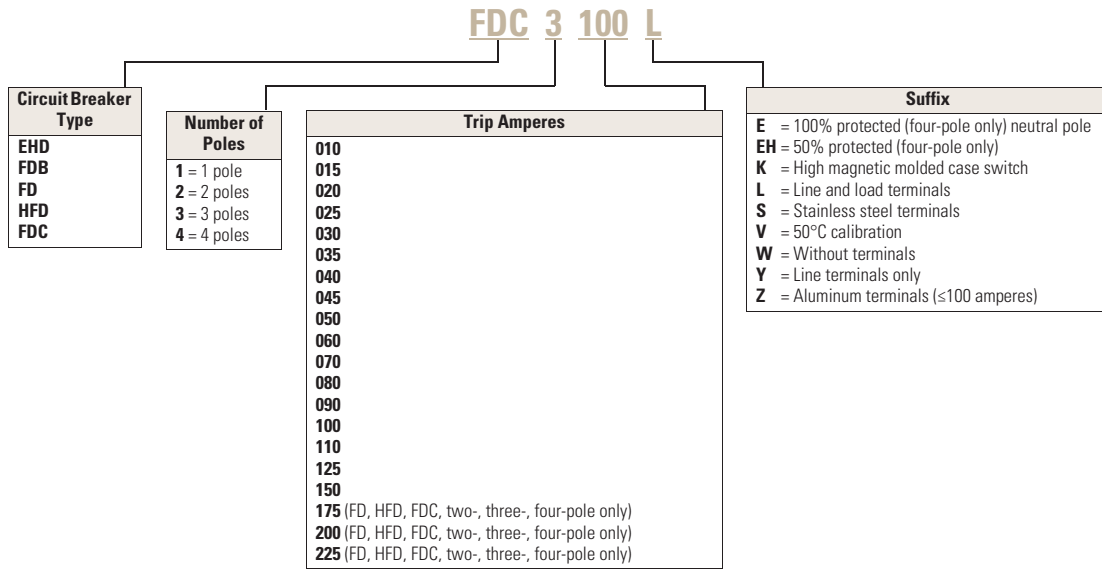
### F-Frame (10–225 Amperes)

#### Product Description

- All Eaton's F-Frame circuit breakers are HACR rated
- All circuit breakers 10 through 30 amperes are suitable for HID (high intensity discharge) use
- All F-Frame circuit breakers are suitable for reverse feed use

**Catalog Number Selection**

This information is presented only as an aid to understanding catalog numbers. It is not to be used to build catalog numbers for circuit breakers or trip units.



**Type FDB Thermal-Magnetic Circuit Breakers with Non-Interchangeable Trip Units  
(Includes Terminals on Load End Only)**

Maximum Continuous Ampere Rating at 40°C	600 Vac Maximum, 250 Vdc 14 kAIC at 600 Vac		
	Two-Pole Catalog Number	Three-Pole Catalog Number	Four-Pole Catalog Number
10 ①	FDB2010	FDB3010	FDB4010
15	FDB2015	FDB3015	FDB4015
20	FDB2020	FDB3020	FDB4020
25	FDB2025	FDB3025	FDB4025
30	FDB2030	FDB3030	FDB4030
35	FDB2035	FDB3035	FDB4035
40	FDB2040	FDB3040	FDB4040
45	FDB2045	FDB3045	FDB4045
50	FDB2050	FDB3050	FDB4050
60	FDB2060	FDB3060	FDB4060
70	FDB2070	FDB3070	FDB4070
80	FDB2080	FDB3080	FDB4080
90	FDB2090	FDB3090	FDB4090
100	FDB2100	FDB3100	FDB4100
110	FDB2110	FDB3110	FDB4110
125	FDB2125	FDB3125	FDB4125
150	FDB2150	FDB3150	FDB4150

**Notes**

① Not UL listed. 5 kAIC interrupting rating.

② UL listed for SWD applications, see NEC Article 240.83(d).