


**Typical F-Frame Breaker**  
**F-Frame Breaker with Electronic Trip Unit**



### Contents

<i>Description</i>	<i>Page</i>
Product Overview . . . . .	V4-T2-121
Standards and Certifications . . . . .	V4-T2-122
Quick Reference . . . . .	V4-T2-123
G-Frame (15–100 Amperes) . . . . .	V4-T2-126
F-Frame (10–225 Amperes)	
Catalog Number Selection . . . . .	V4-T2-141
Product Selection . . . . .	V4-T2-142
Accessories . . . . .	V4-T2-153
Technical Data and Specifications . . . . .	V4-T2-154
Dimensions and Weights . . . . .	V4-T2-156
J-Frame (70–250 Amperes) . . . . .	V4-T2-157
K-Frame (70–400 Amperes) . . . . .	V4-T2-165
L-Frame (125–600 Amperes) . . . . .	V4-T2-192
M-Frame (300–800 Amperes) . . . . .	V4-T2-218
N-Frame (400–1200 Amperes) . . . . .	V4-T2-229
R-Frame (800–2500 Amperes) . . . . .	V4-T2-244
Motor Circuit Protectors (MCP) . . . . .	V4-T2-263
Motor Protection Circuit Breakers (MPCB) . . . . .	V4-T2-274
Type ELC Current Limiter Attachment (Size 0–4) . . . . .	V4-T2-276
Current Limiting Circuit Breaker Module . . . . .	V4-T2-277
Internal Accessories . . . . .	V4-T2-281
External Accessories . . . . .	V4-T2-312

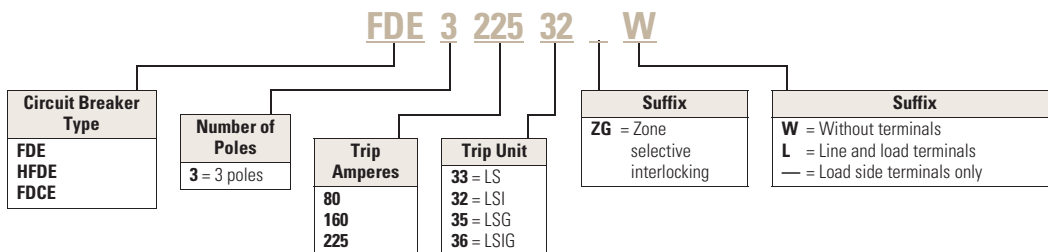
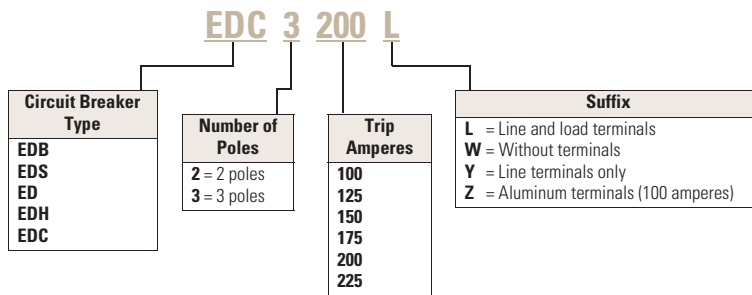
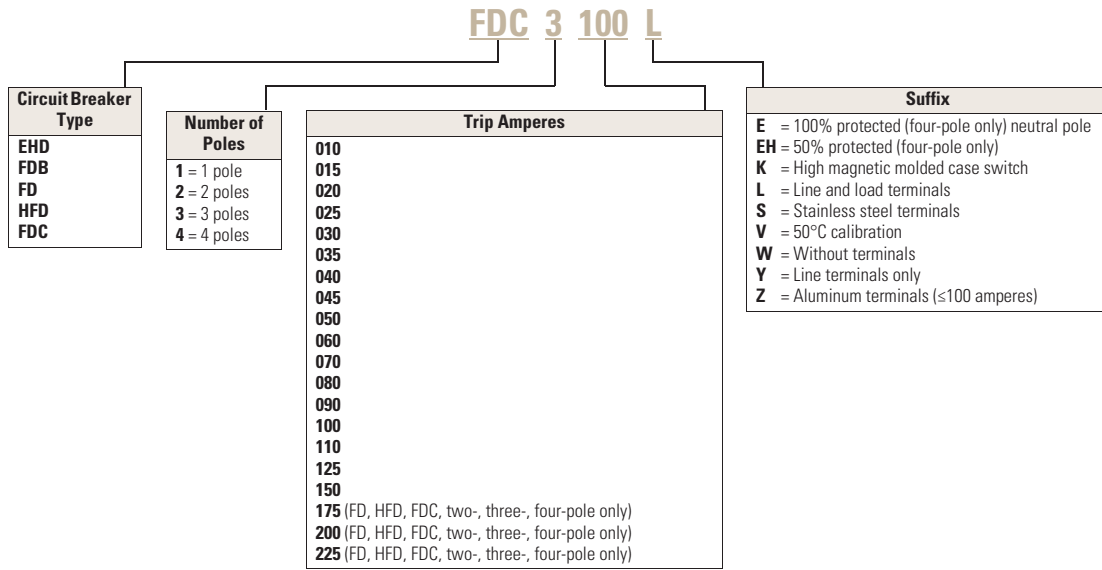
### F-Frame (10–225 Amperes)

#### Product Description

- All Eaton's F-Frame circuit breakers are HACR rated
- All circuit breakers 10 through 30 amperes are suitable for HID (high intensity discharge) use
- All F-Frame circuit breakers are suitable for reverse feed use

**Catalog Number Selection**

This information is presented only as an aid to understanding catalog numbers. It is not to be used to build catalog numbers for circuit breakers or trip units.



# 2.3

## Molded Case Circuit Breakers

### Series C

2

#### Type FD Thermal-Magnetic Circuit Breakers with Non-Interchangeable Trip Units (Includes Terminals on Load End Only)

Maximum Continuous Ampere Rating at 40°C	277 Vac Maximum, 125 Vdc 35 kAIC at 277 Vac Single-Pole	600 Vac Maximum, 250 Vdc 35 kAIC at 480 Vac		
	Catalog Number	Two-Pole Catalog Number	Three-Pole Catalog Number	Four-Pole Catalog Number
10 ①	FD1010	—	—	—
15	FD1015 ②	FD2015	FD3015	FD4015
20	FD1020 ②	FD2020	FD3020	FD4020
25	FD1025	FD2025	FD3025	FD4025
30	FD1030	FD2030	FD3030	FD4030
35	FD1035	FD2035	FD3035	FD4035
40	FD1040	FD2040	FD3040	FD4040
45	FD1045	FD2045	FD3045	FD4045
50	FD1050	FD2050	FD3050	FD4050
60	FD1060	FD2060	FD3060	FD4060
70	FD1070	FD2070	FD3070	FD4070
80	FD1080	FD2080	FD3080	FD4080
90	FD1090	FD2090	FD3090	FD4090
100	FD1100	FD2100	FD3100	FD4100
110	FD1110	FD2110	FD3110	FD4110
125	FD1125	FD2125	FD3125	FD4125
150	FD1150	FD2150	FD3150	FD4150
175	—	FD2175	FD3175	FD4175
200	—	FD2200	FD3200	FD4200
225	—	FD2225	FD3225	FD4225

#### Notes

① Not UL listed. 5 kAIC interrupting rating.

② UL listed for SWD applications, see NEC Article 240.83(d).